


KANSA

Tools & Materials for
Decorative Stained Glass



KANSA

The Flour Mill, Wath Road, Elsecar, Barnsley, South Yorkshire, S74 8HW

Stained Glass Catalogue

Kansa are the main UK Importers and distributors of stained glass, tools and materials from America, Europe and the Far East. Established in 1976 and based at our large premises for over 33 years.

The products selected for this catalogue have been specially chosen as the very best value for money as well as high quality and reliability. We are main agents for Wissmach and Dynasty, giving us a wide range of high quality glass suitable for all types of stained glass work.

Sample sets are available for each glass supplier, details of these can be found on each supplier page throughout the catalogue. The Dynasty Ring Mottles and Ice glass however, can not always be truly represented by the samples due to their "Art Glass" nature.

Our Objective

To provide a fast, friendly and efficient service and to keep in stock all products listed in the catalogue.

Most products are maintained at the prices quoted in the price list, with the exception of lead and solder which may vary. The pictures in this catalogue are for illustrative purposes only and the goods supplied may differ slightly from those shown.

We have large showrooms displaying glass colours and materials, so customers can select their own products with the help of our experienced sales staff. If you are collecting your order on a Saturday (we are only open the first Saturday of each month) we recommend that you telephone or email your order in advance to save time as it can get very busy.

How To Order

Shop Online @ www.kansacraft.co.uk

Telephone: You can telephone your order on 01226 747424.

We will make every effort to ensure that telephone orders are despatched correctly, however, we will only take responsibility when the order is confirmed in writing before despatch.

Fax: You can fax your order on 01226 743712.

E-mail: You can e-mail your order to stainedglass@kansacraft.co.uk

Collection: We are open: Monday to Friday - 9:00am to 5pm (except Bank Holidays).
The first Saturday of every month - 10am to 2pm (except the first Saturday in May which will change to the second Saturday due to the May Day Bank Holiday).
Please note we are closed ALL Saturdays throughout August.

Payment: We accept cash and the following credit cards:
Visa, Visa Delta, MasterCard, Maestro, Solo and Electron.

Returns: Goods can only be returned for credit within 10 days of purchase and with prior arrangement with our sales staff. A valid receipt must be provided and all returned items are subject to a 20% restocking fee. The cost of return must be borne by the customer and damage during transit is at the customer's own risk.

Delivery

We aim to send out all orders on the day we receive them if the order is placed before 2pm.

Normal delivery is 2 days for orders sent by carrier (large orders) and 3 to 5 days for orders sent by post. We offer 24 hour delivery for urgent orders at an extra charge.

Full sheets of glass are despatched in wooden crates. A tail lift delivery can be arranged when ordering, please request this option if required. Please see price list for UK mainland delivery charges and enquire for UK offshore and export delivery charges.

Full Sheets of glass are packed in wooden crates (minimum order of 6 sheets or an additional carriage charge will apply) strapped to pallets to ensure minimum breakage. Full crates hold a maximum of 32 sheets. All types of glass can be mixed in a crate.

For safety reasons we prefer not to send single sheets / half sheets of glass in a crate, however, if necessary these can be cut to fit a box (maximum order of 6 sheets). In this case we cannot guarantee against breakage.

Contents

1	Ordering & Delivery Information
2	Contents
3	Wissmach Aqualite Glass
4	Wissmach English Muffle Glass
5	Wissmach Corella Classic Glass
6	Wissmach Various Glass
7	Dynasty Cathedral Glass
8	Dynasty Clear Textures & Herringbone Glass
9	Dynasty Opalescent Glass
10	Dynasty Ring Mottles & Ice Glass
11	Polish Antique Cathedral Glass
12	Spectrum Glass
13 / 14	Clear Glass, Clear Float & Mirror
15	Cutting Glass - <i>Cutters & Cutting Tools</i>
16	Soldering - <i>Irons & Equipment</i>
17	Tiffany Technique - <i>Copper Foil & Tools</i>
18	Leaded Work - <i>Tools & Materials</i>
19 / 20	Lead Came - <i>Mommer Lead Came & Strengthening</i>
21 / 22	Grinders & Grinding
23 / 24	Decorative Items - <i>Rondels, Jewels, Crystals & Nuggets</i>
25 / 26	Bevels - <i>Standard Shapes & Pencil Bevels</i>
27	Bevels - <i>Bevel Clusters</i>
28	Miscellaneous Items
29 / 30	Glass Painting - <i>Brushes & Paints</i>
31 / 32 / 33	Paragon Kilns
34	Lamp Bases - <i>Fan Bases, Figures & Large Deco Lady</i>
35 / 36	Lamp Bases - <i>Small & Medium Size.</i>
37	Lamp Fittings - <i>Vase Caps, Harps & Finials</i>
38	Lamp Fittings - <i>Pendant Suspensions & Spiders</i>
39	Lamp Fittings - <i>Brass Pressings</i>
40	Lamp Fittings - <i>Brass Channel & Banding</i>
41 / 42	Sandblasting


Wissmach Aqualite

A smooth, water like cathedral glass with a medium obscurity, available in a range of pale tints and colours. From the Wissmach factory in West Virginia USA. 3mm uniform thickness.

Can be Laminated to float glass.



AQ100SDY
Clear Seedy



AQ100
Clear



AQ110
Very Pale Amber




AQ1102
Pale Amber




AQ1108
Mid Amber




AQ121
Pale Green



AQ125
Emerald Green



AQ526
Lime Green



AQ523
Medium
Turquoise




AQ5232
Pale Turquoise



AQ130
Very Pale Blue



AQ132
Pale Blue




AQ140
Pale Rose




AQ142
Medium Purple



AQ5437
Violet



AQ591
Light Peach /
Bronze



AQ598
Medium Peach /
Bronze

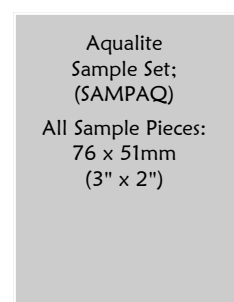
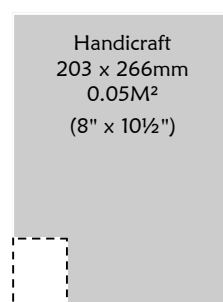
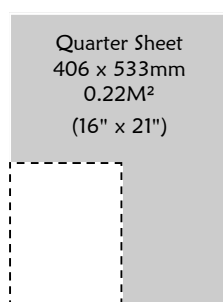
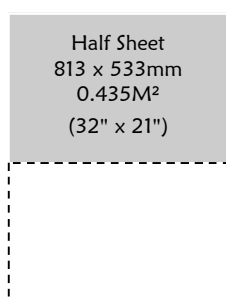
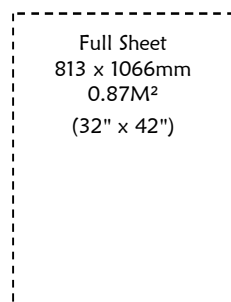


AQ191
Champagne Pink



AQ171
Red / Orange

Wissmach Aqualite Cathedral Glass Available in the Following:



Wissmach English Muffle

A reproduction of the textured cathedral glass used in Victorian & Edwardian leaded windows.

From the Wissmach factory in West Virginia USA. 3mm uniform thickness.

Can be Laminated to float glass.



E4901
Clear



E4906
Flaxen Tint
(Pale Gold)




E4910
Apricot Beige



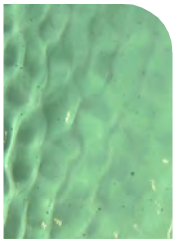
E4916
Noble Brass
(Mid Amber)




E4917
Regency Gold
(Pale Amber)



E4920
Champagne




E4903
Cornwall Green
(Pale)



E4907
Sage Green
(Mossy Green)




E4914
Sussex Green
(Mid Olive)




E4915
Salem Green
(Pale Olive)



E4911
London Fog
(Pale Grey)



E4904
Windsor Blue
(Green/Blue)



E4908
Aqua Mist
(Sea Green)



E4909
Princess Blue
(Very Pale)



E4922
Midnight Blue
(Dark Blue)



E4902
Dusky Rose
(Rose/Brown)



E4905
Scottish Heather



E4913
Cranberry Pink



E4918
Victorian Violet



E4919
Clover Blossom



E4921
Rose Red
(Soft Faded Red)

Wissmach English Muffle Cathedral Glass Available in the Following:

Full Sheet
813 x 1066mm
0.87M²
(32" x 42")

Half Sheet
813 x 533mm
0.435M²
(32" x 21")

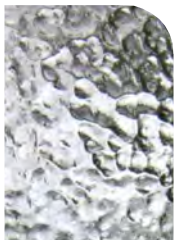
Quarter Sheet
406 x 533mm
0.22M²
(16" x 21")

Handicraft
203 x 266mm
0.05M²
(8" x 10½")

English Muffle
Sample Set;
(SAMPEM)
All Sample Pieces:
76 x 51mm
(3" x 2")

Wissmach Corella Classic

A reasonably priced, slightly textured cathedral glass, for general use.
From the Wissmach factory in West Virginia USA. 3mm uniform thickness.
Can be Laminated to float glass.



CX100
Clear




CX410
Clear / Amber
Streaky




CX110
Very Pale Amber



CX111
Pale Gold




CX112
Dark Amber



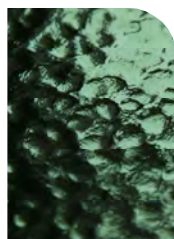
CX519
Apricot



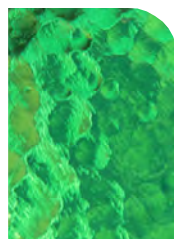
CX120
Very Pale Green




CX121
Pale Green



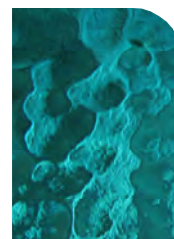
CX123
Sage Green



CX124
Mid Green



CX125
Emerald Green



CX523
Teal Green




CX526
Green Yellow



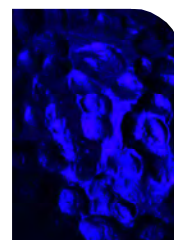
CX130
Very Pale Blue



CX132
Pale Blue




CX133
Mid Blue



CX139
Very Dark Blue



CX532
Sky Blue



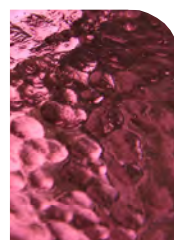
CX533
Bright Blue



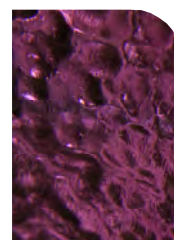
CX140
Pale Rose




CX141
Rose




CX142
Purple



CX5437
Dark Violet



CX161
Yellow



CX171
Orange



CX152
Red



CX191
Champagne

Wissmach Various

Restoration Cathedrals (Row 1), Streaky Cathedrals (Rows 1 & 2), Wispy and Opalescent Glass (Row 3).

From the Wissmach factory in West Virginia USA. 3mm uniform thickness.


Can be Laminated to float glass.



W100R
Clear Restoration



W100SDY
Clear Seedy



WD100
Clear Dewdrop



WF100
Clear Florentine
(Murane)



W410
Amber / Clear
Streaky



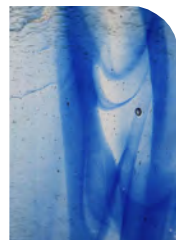
W411
Dark / Light
Amber Streaky




W4120
Green / Brown /
Clear Streaky



W420
Green / Clear
Streaky



W430
Blue / Clear
Streaky



W4320
Blue / Green /
Clear Streaky



W4430
Purple / Blue /
Clear Streaky



W450
Red / Clear
Streaky



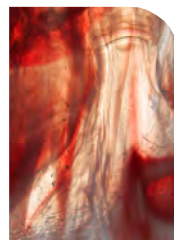
W2001
Onyx White
(Very Translucent)



W309
White on Clear
Wispy



W31902
Pale Amber
White Wispy



W357
Copper Red
Translucent



W607
Goldfish
Translucent



W832
Light Turquoise
Translucent

We are transitioning towards all Wissmach Glass being available in 1066 x 813mm Sheet Size.

Full Sheet
813 x 1066mm
0.87M²
(32" x 42")

Half Sheet
813 x 533mm
0.435M²
(32" x 21")

Quarter Sheet
406 x 533mm
0.22M²
(16" x 21")

Handicraft
203 x 266mm
0.05M²
(8" x 10½")

Wissmach Various
Sample Set;
(SAMPW)
All Sample Pieces:
76 x 51mm
(3" x 2")

We still have stock available at 813 x 711mm. Please Enquire.

Full Sheet
813 x 711mm
0.578M²
(32" x 28")

Half Sheet
406 x 711mm
0.29M²
(16" x 28")


Quarter Sheet
355 x 406mm
0.144M²
(14" x 16")

Handicraft
237 x 271mm
0.06M²
(9" x 10½")

Corella Classic
Sample Set;
(SAMPCC)
All Sample Pieces:
76 x 51mm
(3" x 2")

Dynasty Cathedral Glass


An old fashioned glass with excellent cutting properties. 3mm uniform thickness. Made in China.
Ideal for restoration work, having good clarity yet obscured with random seeds and reams.



D100
Clear



Di100G
Clear Iridised
Granite Back



D110
Very Pale Amber




D1101
Pale Amber



D111
Mid Amber



D112
Dark Amber



D120
Very Pale Green



D1204
Pale Leaf Green



D124
Mid Green



D125
Dark Green



D523
Teal Green




D526
Lime Green



D5283
Light Sage Green



D5286
Dark Sage Green



D130
Very Pale Blue



D1301
Pale Blue



D132
Mid Blue



D139
Dark Blue



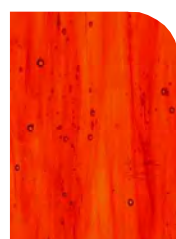
D532
Sky Blue




D5231
Turquoise



D161
Yellow



D171
Orange



D155
Red



D140
Pale Rose



D1406
Light Rose



D141
Rose



D543
Purple

Dynasty Clear Textures

Clear patterned glass with excellent cutting properties. 3mm uniform thickness. Made in China. Ideal for restoration work, having good clarity yet obscured by different textures and some seeds.



D100P
Clear Orange Peel
(heavily obscured)




D100MH
Clear Medium Hammered



D100FR
Clear Fine Ripple



D100SM
Clear Stretched Muffle Style




D100CH
Clear Fine Irregular Chord



D100QR
Clear Quarter Inch Reeded
(with some bubbles)

Dynasty Herringbone

Cathedral glass with a heavy texture to obscure backgrounds. 3mm thick. Made in China. Perfect for windows and lamps.



D100HG
Clear Herringbone



D111HG
Amber Herringbone



D124HG
Green Herringbone



D532HG
Sky Blue Herringbone



D141HG
Rose Herringbone



D543HG
Purple Herringbone

Dynasty Cathedral Glass, Clear Textures & Herringbone Available in the Following:

<p>Full Sheet 962 x 780mm 0.75M² (38" x 31")</p>	<p>Half Sheet 780 x 481mm 0.375M² (31" x 19")</p>	<p>Quarter Sheet 481 x 390mm 0.19M² (19" x 15")</p>	<p>Handicraft 260 x 240mm 0.06M² (10" x 9½")</p>	<p>Dynasty Cathedral Sample Set; (SAMPDC) All Sample Pieces: 76 x 51mm (3" x 2")</p>
---	--	--	---	--


Dynasty Opalescent Glass

Opal glass with good light transmission and excellent cutting properties.

3mm uniform thickness. Made in China.




D305
Swirled White




D31507
Pale Amber
White Wispy



D315
Amber White



D3152
Mid
Amber White




D3156
Dark
Amber White




D325
Green White



D327
Green
Translucent



D622
Two Green Mix



D623
Blue Green




D335
Blue White



D633
Two Blue Mix



D833
Sky Blue Wispy



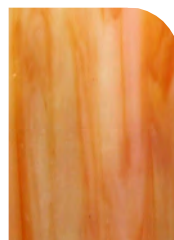
D3396
Dark Blue Wispy



D3496
Dark Purple
Wispy



D365
Yellow White




D375
Orange White



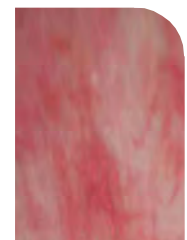
D675
Red Orange



D355
Medium Red



D359
Dark Red Wispy




D395
Pink White



D188
Black



Di305
White Opal
Iridised



Di315
Amber Opal
Iridised

Dynasty Ring Mottles

Opaque Art Glass with a varying mix of colours, suitable for Tiffany reproduction work.


Please note that the colours in "Art Glass" vary throughout the sheets. Samples cannot always show all the colours in the glass.



DMOT1
Amber / Yellow
Ring Mottle



DMOT2
Green
Ring Mottle



DMOT25
Green / Red
Ring Mottle




DMOT26
Green / Yellow
Ring Mottle



DMOT3
Blue
Ring Mottle



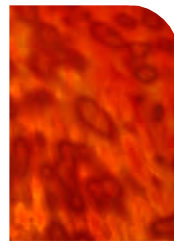
DMOT34
Blue / Purple
Ring Mottle



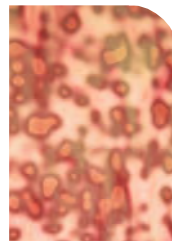
DMOT35
Blue / Yellow
Ring Mottle



DMOT5
Red
Ring Mottle



DMOT7
Orange
Ring Mottle



DMOT9
Pink
Ring Mottle

Dynasty Ice

Perfect for lamp making, obscured glass with no white opal but excellent light transmission.

Please note that the colours in "Art Glass" vary throughout the sheets. Samples cannot always show all the colours in the glass.



DICE1
Light Beige /
Amber Ice Glass




DICE15
Yellow / Brown
Ice Glass




DICE213
Green / Amber /
Blue Ice Glass



DICE215
Green / Yellow /
Amber Ice Glass




DICE234
Green / Blue /
Purple Ice Glass



DICE516
Red / Amber /
Yellow Ice Glass



DICE615
Yellow / Amber
Ice Glass



DICE75
Orange / Red
Ice Glass

Dynasty Opalescent Glass, Ring Mottles & Ice Glass Available in the Following:

Full Sheet
962 x 780mm
0.75M²
(38" x 31")

Half Sheet
780 x 481mm
0.375M²
(31" x 19")

Quarter Sheet
481 x 390mm
0.19M²
(19" x 15")

Handicraft
260 x 240mm
0.06M²
(10" x 9½")

Dynasty Opalescent
Sample Set;
(SAMPDO)
All Sample Pieces:
76 x 51mm
(3" x 2")

Polish Antique Cathedral

A good quality, easy to cut, blown antique glass that can be painted & fired. Made in Poland.
Please note that shades can vary from batch to batch. Thickness varies from 2.5mm to 3.5mm.

Tatra Piast Cordele, Reamy & Flashed Glass Sheet Sizes can vary; Please Specify Maximum Size Required. (Sheets can be split)

Approximate Size is:

Full Sheet
1016 x 1016mm
1M²
(40" x 40")
Please Enquire



TP01
Clear

Piast "Cordele" Restoration Glass

The most commonly used clear glass for the restoration of old windows and traditional lead lights.

The image left shows some slight movement in the glass.



T400
Clear Reamy

Piast "Cordele" Restoration Glass

A clear, mouth blown glass with an active, pronounced texture.

The image left shows the strong movement and characteristics in the glass.



TF130
Blue on Clear



TF150
Red on Clear

Flashed Glass

Antique Flashed glass with slight colour variation throughout the sheet. For sandblasting or acid etching.

Available in Blue on Clear & Red on Clear only.

We stock the essential Pot Colours needed in restoration. Other colours are available - Allow 3/4 weeks for delivery.

Tatra Pot Colours Sheet Sizes can vary; Please Specify Maximum Size Required. (Sheets can be split)

Approximate Size is:

Full Sheet
1016 x 508mm
0.50M²
(40" x 20")
Please Enquire



T1021
Pale Amber




T2011
Pale Green



T2242
Forest Green



T607
Red



T608
Dark Red

Spectrum Glass

Renowned for its colour consistency, uniform thickness (3mm), smooth surface and cut-ability.
 Remaining stock colours available since the closure of the original factory.

Can be Laminated to float glass.



152G
 Ruby Red Granite
 Cathedral



3152S
 Dark Amber White
 Opal



3356S
 Dense Blue White
 Opal



3751S
 Orange White
 Opal



3571S
 Dark Red White
 Opal



6755S
 Red Orange
 Opal



89161S
 Champagne
 Opal



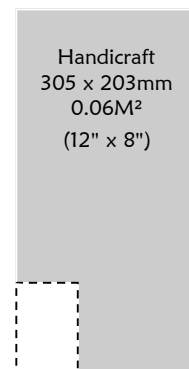
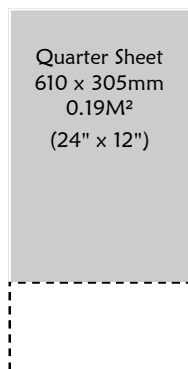
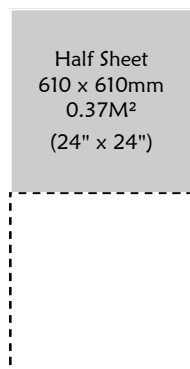
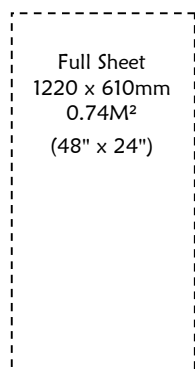
89181S
 Champagne
 Wispy

We have good stocks of the above colours.

We may have smaller quantities of other Spectrum colours we used to supply.

Please enquire if you are looking for something specific.

Spectrum Glass Available in the Following:



Clear Glass & Clear Float

Our quick look pages for all clear glass from different manufacturers.

Restoration Glass

Restoration Glass is used in listed and period buildings where the glass must look authentic. The movement in restoration glass gives more life to your glazing projects rather than modern float glass.

Georgian Sheet Glass (GEO100) is a float glass that has been heat treated to give a wavy, not quite flat appearance of Georgian and Victorian windows. Optically clear with no marks or imperfections. Made at KANSA to a standard sheet size of 1070mm x 610mm, but can be cut to size requirements.

Tatra Full Blown Restoration (TP01) with waves, characteristic striations and the occasional bubble.

Both images of GEO100 and TP01 below show some slight movement in the glass.

Wissmach Clear Restoration (W100R) is the least obscured of any rolled glasses we supply.

Dynasty Restoration (D100) has the look of old fashioned glass with random texture throughout.



GEO100
Georgian Sheet
See Above



TP01
Full Blown Clear
Restoration
See Page 11



T400
Full Blown
Clear Reamy
See Page 11



W100R
Wissmach Clear
Restoration
See Page 6




D100
Dynasty Restoration
See Page 7



W100SDY
Wissmach
Clear Seedy
See Page 6



AQ100
Clear Aqualite
See Page 3



AQ100SDY
Clear Seedy Aqualite
See Page 3



E4901
Clear English Muffle
See Page 4



CX100
Clear Corella
See Page 5



D100MH
Clear Medium
Hammered
See Page 8



D100CH
Clear Fine
Irregular Chord
See Page 8

Glasses above are graded left to right in clarity, from clear to obscure.

Sheet Sizes for the glass on these pages vary, please see details below or follow the page reference stated.

'St Gobain' Float Glass is available as follows:

Description	Code	Full Sheet (mm)	Half Sheet (mm)	Quarter Sheet (mm)	Handicraft (mm)
2mm Float	CF2	1220 x 610	610 x 610	610 x 305	200 x 150
3mm Float	CF3	610 x 535	535 x 305	305 x 265	265 x 150
4mm Float	CF4	660 x 610	610 x 330	330 x 305	200 x 150
6mm Float	CF6	802 x 750	750 x 401	401 x 375	200 x 150
4mm Low Iron (no green hue)	CFL4	802 x 750	750 x 401	401 x 375	200 x 150

Clear Glass & Mirror

Our quick look pages for all clear patterned glass and mirror from different manufacturers.

Mirror Glass

As well as regular mirror glass (CFM) we now stock mirror glass with antique distressed effect (CFMA), both are 4mm thick.

See images right.



CFM
4mm Thick
Mirror Glass
See Table Below



CFMA
4mm Thick Antique
Distressed Mirror Glass
See Table Below



D100SM
Clear Stretched
Muffle Style
See Page 8



GC3
3mm Thick
Glue Chip
See Table Below



GC5
5mm Thick
Glue Chip
See Table Below



100HR
Clear Half Inch
Reeded
See Table Below



D100P
Clear Orange Peel
See Page 8



D100FR
Clear Fine Ripple
See Page 8



Di100G
Clear Iridised
Granite Back
See Page 7



WF100
Clear Florentine
(Muranese)
See Page 6



WD100
Clear Dewdrop
See Page 6



D100QR
Clear Quarter Inch
Reeded
See Page 8



D100HG
Clear Herringbone
See Page 6

Glasses above are graded left to right in clarity, from clear to obscure.

Sheet Sizes for the glass on these pages vary, please see details below or follow the page reference stated.

Description	Code	Full Sheet (mm)	Half Sheet (mm)	Quarter Sheet (mm)	Handicraft (mm)
Half Inch Reeded	100HR	1070 x 660	660 x 535	535 x 330	268 x 220
3mm Glue Chip	GC3	825 x 735	735 x 412	412 x 367	275 x 245
5mm Glue Chip	GC5	914 x 610	610 x 457	457 x 305	228 x 178
4mm Mirror	CFM	1220 x 610	610 x 610	610 x 305	N/A
4mm Antique Mirror	CFMA	1070 x 637	637 x 535	535 x 318	318 x 267

Cutting Glass

Cutters and Cutting Tools.

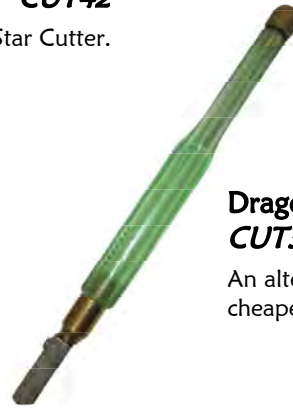
K Star Oil Fed Supercutter CUT23

A high quality, low priced tungsten carbide cutter with swivel head.



K Star Replacement Cutting Head CUT42

For any K Star Cutter.



300mm Cutting Square CUT26



Ball End Cutter CUT33

Ball end tungsten carbide cutter with fixed head.



Dragon Oil Fed Supercutter CUT36

An alternative oil fed cutter, cheaper than the K Star Supercutter.



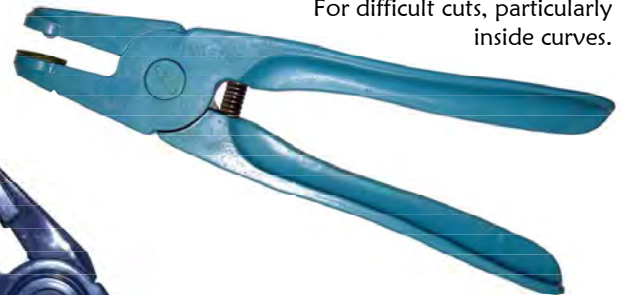
Grozing Pliers PLIER23

Essential all-round pliers with spring loaded jaws.




Ringstar Breakers PLIER26

For difficult cuts, particularly inside curves.



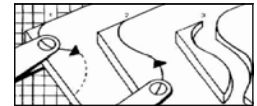
Cut Running Pliers PLIER24

Steel pliers with a cushioned curved jaw adjustable for various thicknesses of glass. Used for repeated breaking of long thin strips.



Plastic Cut Runners PLIER29

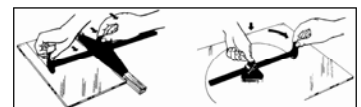
A less expensive version of the steel cut runners. Made of plastic.



Place over either end of the score, apply pressure and the cut runs along the glass.

Glstar Circle & Strip Cutter CUT39

Cuts borders, rectangles and circles quickly.



Dragon Circle Cutter CUT29

Cut circles from 70mm to 600mm diameter. Turret contains 6 high quality cutting wheels.



T-Bar cuts strips from 25mm to 300mm wide. Circle cutter cuts circles 75mm to 635mm diameter. The turret contains 6 high quality cutting wheels.

Soldering

Soldering Irons and Equipment.

80Watt Iron SOLD22

High quality stained glass soldering iron manufactured in Germany.

80 watt - a general iron for the hobbyist. Includes a rheostat for highly accurate and adjustable temperature control.

Also included are 2 tips, one for lead-work (SOLD94) & one for copper foiling (SOLD97).



100Watt Iron Temperature Controlled Iron SOLD36

High quality stained glass soldering iron manufactured in Germany.

100 watt - a more advanced and higher powered iron for faster work. Includes a rheostat for highly accurate and adjustable temperature control.

Also included are 2 tips, one for leadwork (SOLD84) & one for copper foiling (SOLD86).

Replacement Tips for 200Watt Irons

SOLD27

6mm / No. 8
(430°C)

Replacement Tips for 80Watt Irons

SOLD94

Lead work tip.

SOLD97

Copper foil tip.



Replacement Tips for 100Watt Irons

SOLD84

Lead work tip.

SOLD86

Copper foil tip.

Sal Ammoniac Block SOLD29

For cleaning and tinning soldering iron tips.



Solder

Available per kg
or 25kg box.
Approximately
20 sticks per kg.



SOLD28

Grade C
40% Tin, 60% Lead.

SOLD89

Grade F
50% Tin, 50% Lead.

SOLD47

Grade K
60% Tin, 40% Lead.

Replacement Sponge SOLD26

For iron stands.



Soldering Iron Stand IRON23

A heavy duty stand with
built in sponge tray.

Flux

50ml Water Soluble Flux FLUX23

Contains small amounts of
inorganic acid - Use with care.

200g Flux Crystals FLUX24

Just dilute with
approximately
1 pint of water.



Flux Brush BRUSH26

An inexpensive basic brush.



Tallow Candle TALLOW38

Flux for lead came.

Air Filter Mask MASK23

To prevent
inhalation of
noxious fumes
and powders.



Tiffany Technique

Copper Foil and Foiling Tools.

Edco Copper Foil

The top quality brand.
0.03mm thick.
32.9 metres per roll.

Standard Copper Foil

Widths Available:

FOIL23 - 4mm (3/16")

FOIL42 - 5.5mm (7/32")

FOIL28 - 6mm (1/4")

FOIL29 - 10mm (3/8")

Discounts available on full boxes of foil.
4mm, 5.5mm & 6mm - 144 rolls per box.
10mm - 72 rolls per box.

Black Backed Foil

For use with Black Patina and clear glass.

One Width Available:

FOIL34 - 5.5mm (7/32")

Silver Backed Foil

For use with clear glass and mirrors when a polished silver finished is required.

Widths Available:

FOIL63 - 5.5mm (7/32")

FOIL38 - 6mm (1/4")

FOIL93 - 10mm (3/8")



Foil Dispenser FOIL24

Stop your copper foil from rolling away and keep your work station tidy.
This handy dispensing unit holds up to seven different widths of copper foil.

Glastar Foiling Machine FOIL27

Dispenses copper foil from a roller, splits off the paper backing, centres foil on the glass then partially crimps it.

Fits 4mm, 5.5mm and 6mm foil.



Foil Pattern Shears FOIL26

The special blades remove enough from the edge of each piece of your pattern to allow for copper foil between glass pieces.



Copper Foil Sheet


Adhesive backed.
Can be cut into filigrees or shapes and soldered.

FOIL33 - 300 x 300mm square.



All Nova Tool NOVA

A useful studio tool. Can be used to crimp foil.



Dynasty Copper Foil

A cheaper alternative.
0.03mm thick.
32.9 metres per roll.

Standard Copper Foil

One Width Available:

FOIL37 - 5.5mm (7/32")

Black Backed Foil

One Width Available:

FOIL43 - 5.5mm (7/32")

Silver Backed Foil

One Width Available:

FOIL39 - 5.5mm (7/32")

Leaded Work

Tools and Materials.



Lead Vice
LEAD73

For stretching lead came.

Lead Knife
LEAD74

The traditional way of cutting lead came.



All Nova Tool
NOVA

A useful studio tool. Can be used to open and close lead came.



Brass Brush
BRUSH22

For cleaning lead came.

Lead / Wire Snips
LEAD76

Gives a clean straight cut when cutting lead or brass came and wire. Can be used to mitre.



Glass Hammer
HAM23

With 2 different heads for glass and lead work.

Leaded Light Cement
Available in 2kg CEM22 & 5kg CEM23

Both sizes are Phoenix brand. Contains White Spirit.



Horseshoe Nails
Available in 250g NAIL62
or Each NAIL38

Approximately 86 nails per 250g.



Nylon Brush
BRUSH32

For working leaded light cement into finished panels.

Black for Lead & Solder Patina
Available in: 50ml PAT97 & 500ml PAT96

Apply to clean lead & solder. Allow to dry, then polish.



Other Patinas

Copper for Solder - Especially Tiffany Style
Available in: 50ml PAT26 & 200g Crystals PAT24

Apply to clean solder. 200g crystals to dilute with approximately 1 pint of water.

Black Lead Polish
75ml LEAD79

For blackening lead came. Contains White Spirit.

Black for Brass
Available in: 50ml PAT99 & 500ml PAT98

Apply to clean de-greased brass. Allow to dry, then polish. A second application may be necessary.

All patinas contain inorganic acids and so are all hazardous to some extent. Please read the instructions carefully and use with care.

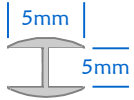
Leaded Work

Mommer Lead Came

A high quality milled lead came. Mommer are a German company experienced in lead work that have taken over Jansen & Buscher's came production. Available in 25kg box or single 2 metre lengths.

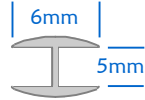
Special profiles available on request.

H Section Round



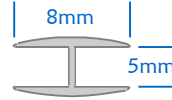
5 x 5mm (3/16")

Available in:
2 Metres - LEAD23
25kg Box - LEAD22
Approx. 99 lengths per box.



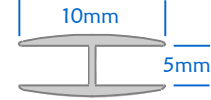
6 x 5mm (1/4")

Available in:
2 Metres - LEAD26
25kg Box - LEAD24
Approx. 81 lengths per box.



8 x 5mm (5/16")

Available in:
2 Metres - LEAD28
25kg Box - LEAD27
Approx. 64 lengths per box.



10 x 5mm (3/8")

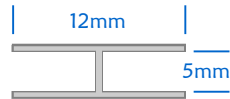
Available in:
2 Metres - LEAD32
25kg Box - LEAD29
Approx. 52 lengths per box.

H Section Flat



10 x 5mm (3/8")

Available in:
2 Metres - LEAD67
25kg Box - LEAD64
Approx. 52 lengths per box.



12 x 5mm (1/2")

Available in:
2 Metres - LEAD34
25kg Box - LEAD33
Approx. 50 lengths per box.



16 x 5mm (5/8")

Available in:
2 Metres - LEAD37
25kg Box - LEAD36
Approx. 42 lengths per box.


Y Section

For use in triple glazing.



6 x 5 x 5mm (1/2")

Available in:
2 Metres - LEAD48
25kg Box - LEAD47
Approx. 53 lengths per box.



8 x 5 x 5mm (9/16")

Available in:
2 Metres - LEAD83
25kg Box - LEAD226
Approx. 50 lengths per box.



10 x 5 x 5mm (5/8")

Available in:
2 Metres - LEAD84
25kg Box - LEAD227
Approx. 50 lengths per box.

Corner Section

For 90° corners on boxes.

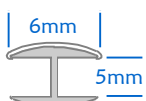


8 x 4.5mm (5/16")

Available in:
2 Metres - LEAD82

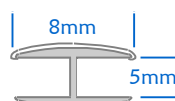
Brass Coated Lead

Coated with polished brass on one side, for use on cabinet doors, panels or bent glass lamps.



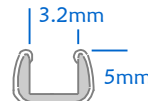
6 x 5mm (1/4")
H Section Round
Single Sided

Available in:
2 Metres - LEAD62



8 x 5mm (5/16")
H Section Round
Single Sided

Available in:
2 Metres - LEAD66



5 x 3.2mm (3/16")
U Section

Available in:
2 Metres - LEAD63

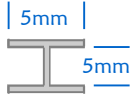
Leaded Work

Mommer Lead Came

A high quality milled lead came. Mommer are a German company experienced in lead work that have taken over Jansen & Buscher's came production. Available in 25kg box or single 2 metre lengths.

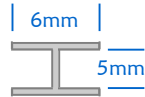
Special profiles available on request.

H Section Flat with Bead



5 x 5mm (3/16")

Available in:
2 Metres - LEAD96
25kg Box - LEAD39
Approx. 99 lengths per box.



6 x 5mm (1/4")

Available in:
2 Metres - LEAD97
25kg Box - LEAD49
Approx. 81 lengths per box.



8 x 5mm (5/16")

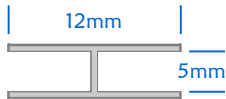
Available in:
2 Metres - LEAD99
25kg Box - LEAD77
Approx. 64 lengths per box.



10 x 5mm (3/8")

Available in:
2 Metres - LEAD222
25kg Box - LEAD92
Approx. 52 lengths per box.

H Section Flat with Bead



12 x 5mm (1/2")

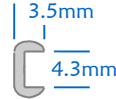
Available in:
2 Metres - LEAD223
25kg Box - LEAD93
Approx. 50 lengths per box.



16 x 5mm (5/8")

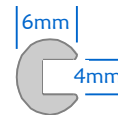
Available in:
2 Metres - LEAD224
25kg Box - LEAD94
Approx. 42 lengths per box.

C Section Round



3.5 x 4.3mm (1/8")

Available in:
2 Metres - LEAD43
25kg Box - LEAD42
Approx. 119 lengths per box.



6 x 4mm (1/4")

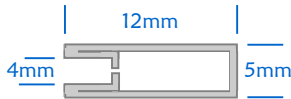
Available in:
2 Metres - LEAD46
25kg Box - LEAD44
Approx. 37 lengths per box.

Strengthening

Additional items for use when making traditional leaded panels.

All intended to add extra strength or reinforce your work during construction.

U Section Zinc




12 x 5mm (1/2")

Available in:
2 Metres - ZINC38

Strong and rigid; used for strengthening panels around the outside edge to prevent bending and breaking.

Zinc Rebar



10 x 3mm

Available in:
1.8 Metres - ZINC24

Solder to lead came or foil seams to reinforce panels. Lightweight, does not rust, and is easy to solder.

Brass Wire

20 Gauge - WIRE44
Sold Per Metre

For edging lamps and giving extra strength to soldered seams.

Copper Wire

16 Gauge - WIRE63
Sold Per Metre

For wire ties on panels and hanging loops.

Steel Bar

Available in:
1.8 Metres - BAR23

A narrow steel bar which slots into the heart of your lead came, giving added strength to panels without being visible.

Grinders

We stock Glastar products from California. We have found them to be efficient & extremely reliable. A fast yet safe way to smooth and carve glass edges. Ideal for making glass pieces a 'perfect' fit for fine copper foil work and for finishing off untidy or difficult cuts.

All of the grinders include the following items:

- An open gridwork scratch resistant top plate which allows glass dust to pass through, keeping the surface clear. Easily removed for cleaning.
- Flexible rubber splash guard.
- Motor cooled by an internal fan.
- Water cooling head system.

Glaster G141 Diamond Star Grinder **GRIND33**

Specifically suited to the hobby market, the G141 is a less expensive grinder.

- 3450 RPM 1/18 HP motor.
- Work surface: 232mm x 206mm.
- 19mm plated grinding head.
- Built in accessory drawer.



Glaster G121 Super Star II Grinder **GRIND29**

Specifically suited to hobbyist or light studio use.

- 3450 RPM 1/12 HP motor.
- Work surface: 232mm x 206mm.
- 19mm bonded grinding head and a 6mm grinding / drilling head.
- Roller type adjustable straight edge guide.
- Built in accessory drawer.



Glaster G81 All Star Grinder **GRIND34**

A large studio grinder for heavy duty use.

- Powerful 3560 RPM 1/9 HP motor.
- Work surface: 280mm x 330mm.
- 25mm bonded grinding head and a 6mm grinding / drilling head.
- Mini table with a water pump for cooling the 6mm head.
- Glass eye shield support (glass not included).
- Built in accessory drawer.



Grinding

Heads and Accessories.

Safety Glasses **GLASS23**

For general purpose use.



Universal Mini Table for: **G121 / G141 Models GRIND44**

For use when grinding with the 6mm head. A water well keeps the head lubricated.



Replacement Top Plates

Available for:
**G81 Model - GRIND36
G121 / G141 Models - GRIND32**



Glass Eye Shield Support **GRIND42**

For G81, G121 and G141 Grinders. Screws into existing top plate and Supports a 4mm piece of glass (not included) which acts as an eye shield.



Moulded Plastic Eyeshield **GRIND43**

For G121 and G141 Grinders.
Size: 130mm x 105mm.



Abrasive Hand Pad **GRIND37**

60 Grit.
For smoothing any rough edges on your glasswork.



Carbide Grinding Stone **GRIND46**

A useful hand tool for grinding rough edges on glass.

Glstar Bonded Heads

The diamonds are bonded to the head making it far longer lasting than plated heads, smoother to the touch and faster to cool.
Average grinding hours: 200 to 300 (based on 3mm glass using a 19mm head).

25mm Bonded Head Standard Grit **GRIND26**

For G81, G121 and G141 Grinders.



19mm Bonded Head Standard Grit **GRIND24**

For G81, G121 and G141 Grinders.



6mm Bonded Drilling & Grinding Head **GRIND27**

For G81, G121 and G141 Grinders.
To grind tight inside curves and drill holes.



6mm Adaptor **GRIND28**

This adaptor is required for use with the 6mm head on older models of the G121 and G141 grinders.

(The motor shafts on new model grinders have been modified so there is no need for the 6mm head adaptor. The 6mm head simply screws into the motor shaft.)



Decorative Items

Glass Rondels

Hand spun Antique Rondels in 60mm & 80mm.
Available in;




Clear

60mm **RON100**
80mm **RON100L**



Light Amber

60mm **RON110**
80mm **RON110L**



Amber

60mm **RON111**
80mm **RON111L**



Clear Swirled Rondel

50mm **RON100S**




Light Green

60mm **RON120**
80mm **RON120L**




Mid Green

60mm **RON123**
80mm **RON123L**



Olive Green

60mm **RON526**
80mm **RON526L**



Light Blue

60mm **RON130**
80mm **RON130L**



Mid Blue

60mm **RON132**
80mm **RON132L**




Turquoise

60mm **RON523**
80mm **RON523L**




Violet

60mm **RON534**
80mm **RON534L**



Red

60mm **RON152**
80mm **RON152L**




Orange

60mm **RON171**
80mm **RON171L**

Glass Jewels

Pressed and polished glass jewels
for Tiffany lamps and windows.


Faceted 50mm Round



Available in;
Amber **J111R50**

Lens 33mm Round

Designed so the lip around
the edge fits into lead came.



Available in;
Clear **J100L33**
Amber **J111L33**
Cobalt Blue **J132L33**
Red **J152L33**

Lens 25mm Round

Designed so the lip around
the edge fits into lead came.



Available in;
Clear **J100L25**
Amber **J111L25**
Cobalt Blue **J132L25**

Decorative Items

Brilliant Cut Squares

Flashed antique glass with a brilliant cut star pattern for Victorian style doors and traditional panels.

Available in; 127mm (can be cut down to 102mm).



JSQR
Red



JSQB
Blue


Aztec Jewels

Hand cast with a natural raw gem appearance.
40mm Square, 16mm High.

Available in;



Clear **J100A40**




Amber **J111A40**



Green **J125A40**



Blue **J132A40**



Red **J152A40**

Glass Nuggets

Irregular shaped nuggets or globs of glass - for jewellery, light catchers, windows or lamps. Useful for grapes and flower centres or to add texture.



Cathedral 15mm Nuggets

Sold as;

Individual Standard Colours NGS15

250g Standard Colours NGS15K

Available in;

Amber, Light Green, Dark Green, Light Blue, Dark Blue, Pale Rose, Lilac & Dark Purple.

Individual Hot Colours NGH15

250g Hot Colours NGH15K

Available in;

Red & Orange.

250g Mixed Colours NGCMIX

Selection of colours above.

Approximately 55 nuggets per 250g bag.

Cathedral 25mm Nuggets

Sold as;

Individual Standard Colours NGS25

Available in; Light Green.

250g Standard Colours NGS25K

Available in; Light Green.

Approximately 26 nuggets per 250g bag.

Glass Crystals

For decorating chandeliers, lamps or Christmas trees.

Fitted with antique wire hook.

Droplet SHC7

Clear

70mm long,
110mm long
with wire.
15mm wide.



Spear SHC4

Clear

105mm long,
135mm long
with wire.
30mm wide.



Almond SHC3

Clear

45mm long,
65mm long
with wire.
28mm wide.



Lead Crystal Chain SHC6

Fitted with silver wires.

55 Crystals per metre.
16mm wide.




Bevels


Standard Shapes and Pencil Bevels.

Standard shaped high quality single bevels for traditional leaded windows and doors.
Glass thickness 5mm, bevel width 12mm, outer edge thickness 2.5mm.

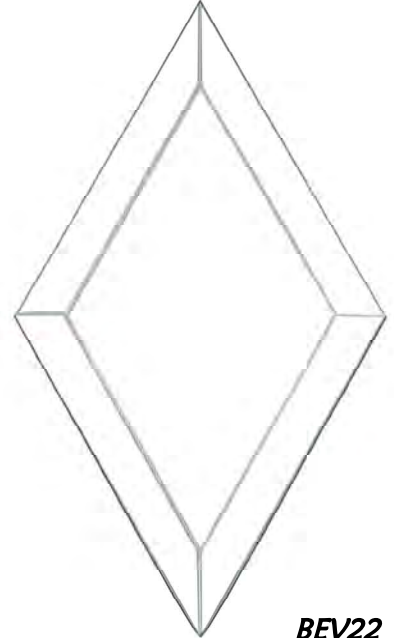
Drawings not to scale.



BEV43
Rectangular Bevel.
76mm x 153mm.



BEV67
Pencil Bevel.
25mm x 25mm.



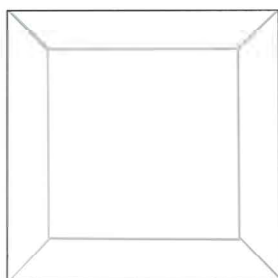
BEV22
Diamond Bevel.
177mm x 104mm.



BEV88
Pencil Bevel.
25mm x 77mm.



BEV29
Pencil Bevel.
25mm x 229mm.



BEV36
Square Bevel.
76mm x 76mm.




BEV96
Pencil Bevel.
25mm x 152mm.

Bevels

Standard Shapes and Pencil Bevels.

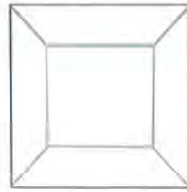
Standard shaped high quality single bevels for traditional leaded windows and doors.
Glass thickness 5mm, bevel width 12mm, outer edge thickness 2.5mm.

Drawings not to scale.




BEV42

Pencil Bevel.
51mm x 203mm.



BEV44

Pencil Bevel.
51mm x 51mm.




BEV47

Pencil Bevel.
51mm x 76mm.


BEV49

Pencil Bevel.
51mm x 254mm.



BEV62

Pencil Bevel.
51mm x 102mm.



BEV63

Pencil Bevel.
51mm x 127mm.


Bevels

Bevel Clusters.

Ideal as centre pieces for doors, windows or transoms.

Glass thickness 5mm, bevel width 12mm, outer edge thickness 2.5mm.


Drawings not to scale.



BEV73

318mm Wide x 775mm High.

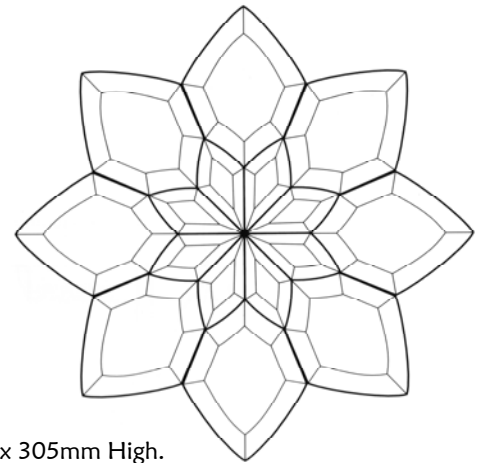
29 Pieces.



BEV89

203mm Wide x 203mm High.


6 Pieces.



BEV46

305mm Wide x 305mm High.

16 Pieces.



BEV24

343mm Wide x 178mm High.

12 Pieces.

Miscellaneous Items



Mirror Hook **HOOK46**

These self-adhesive, hard wearing metal plates are backed with Xtramount® mirror adhesive tape.

Simply stick to the back of your mirror.

The perfect way to hang a mirror without any visible signs.

100mm x 100mm.



Glass Cleaner **CLEAN23**

An excellent quality aerosol product which leaves a clean, dust free glass surface.

660ml.



Self Adhesive Felt

A black felt that can be used to cover the bottom of lamp bases, boxes and terrariums to avoid any surface scratches.

700mm Wide.

Sold Per Metre - FELT24



Mirror Back Protector

A self adhesive silver foil which prevents damage to silvering when stuck to the back of mirror glass.

600mm Wide.

Sold Per Metre - MIR26

Glass Painting

The Rockingham Range of Glass Paints and Brushes.

A comprehensive range of paints and brushes to fulfil all the requirements of today's painter.

This range of traditional stained glass paints is sourced from well established companies in Staffordshire, central England. Staffordshire is the centre of the ceramics industry and is commonly known as the 'Potteries'. It is the home of well known factories such as Royal Doulton, Wedgwood, Minton and Spode, which have helped to develop local companies specializing in the manufacture of paints and enamel for use on china and glass.

The range offers a variety of colours, ranging from the more traditional shades to contemporary colours such as teal and purple. They are available in tracing and shading colours, silver stains, transparent and opaque enamels. The paints are finely ground to produce smoother lines and more delicate shading and are packaged in 60cc containers each holding 50g of powdered paint. They should be mixed with water and gum Arabic or other mixing agents before application to glass and subsequent firing.

The range of brushes has been compiled to offer the painter a brush for all painting requirements.

1) Tracing Brushes

Used for drawing lines. To be able to cater for all tracing requirements it is useful to have a range of sizes.

Available in:

Size 1 - **BRUSH38**

Size 3 - **BRUSH93**

Size 5 - **BRUSH46**

2) Badger Blenders

Primarily used for blending paint into an even, smooth coating. They can also be used to create striations, stipples & textures.

Available in:

Round - **BRUSH62**

32mm - **BRUSH42**

76mm - **BRUSH23**

Gum Arabic

25g - GUM82

A mixing agent to be mixed with the powdered paint and water to your own preferred consistency before application to glass and any subsequent firing takes place.

Makes up to 200ml.

These brushes are made entirely by craftsmen using the highest quality materials, which include badger hair blenders and ox hair tracers.



3) Scrub Brushes

Used for removing glass paint from the glass surface.

Available in:

Size 2 - **BRUSH29**

Size 6 - **BRUSH34**

Size 8 - **BRUSH63**

4) English Stippler

BRUSH72

Used for producing textural effects and intensifying shadows.

More commonly used for stippling on the paint to create a multitude of small dots.

5) Silver Stain Brush

13mm

BRUSH84

Use solely for silver tracing.

6) Matting Brush

38mm

BRUSH28

Use to apply matting colour to glass.

Glass Painting

The Rockingham Range of Glass Paints.

Tracing Colours

Used for outlining drawings.

Fire at 650°C.

Available in 50g.



PT211
Tracing
Brown



PT288
Tracing Black



PT999
Patina Enamel
Softens the trace line.
Fire at 650°C.
Available in 50g.

Transparent Enamels

To be used when a transparent effect is required. Fire at 550°C.

Available in 50g.



PT123
Moss Green



PT494
Rose Purple



PT136
Delft Blue



PT433
Cornflower
Blue



PT143
Parma Violet



PT426
Lime Green



PT152
Ruby



PT516
Gold Yellow



PT423
Blue / Green

Silver Stain

Amber.

Fire at 550°C.

Available in 25g.



PT111
Amber



PT417
Umber Brown



PT413
Terracotta

Shading Colours

Used for shading.

Fire at 650°C.

Available in 50g.



PT488
Charcoal



PT482
Grey / Green



PT100
Arctic White



PT114
Ancient Brown

Opaque Enamels

To be used when an opaque effect is required. Fire at 600°C.

Available in 50g.



PT355
Blood Red



PT365
Canary
Yellow



PT367
Primrose
Yellow



PT623
Teal Green



PT335
Medium Blue



PT188
Ebony Black



PT200
Porcelain
White



PT622
Apple Green



PT345
Emperor
Purple

Kilns

Kansa have been a distributor and manufacturer using Paragon Kilns since the early 90s. All the models of kilns we sell are used in the manufacturing of our own lighting products; therefore we have excellent real experience of their use, and offer a first class maintenance and spare parts service. These Kilns are reliable, long lasting & economical.

Paragon 13Amp Fusion 8 - KILN23

The 13 Amp Fusion 8 has been modified by Paragon to Kansa specifications to give you an ideal kiln to work with when firing vitreous enamels and paints. The tremendous benefit of this kiln compared with other models of a similar size is that no special wiring is required - you can just plug in and fire using any ordinary household socket.

Elements / Power

- Heating elements in the lid and side walls enable even heat distribution in the chamber with no cold spots in the corners.
- The heating elements are semi-enclosed into recess grooves with no pins needed to hold them in place.
- Normal 13 Amp plug - 240V

Construction

- Top quality insulating bricks used in the walls and bottom of the 8 sided firing chamber, all housed inside a steel case.
- A strong steel base supports the kiln and enables it to be raised from the floor.

Controller

- Sentry Xpress, 3 Key Digital Programmer; Stores up to 4 program settings for easy repeat firings. Has 5 preset firing speeds for different paints.

Size

- Weight - 63.5kg
- Exterior Size: Depth - 800mm
Width - 660mm
Height - 610mm (with lid closed)
- Interior Size: Depth - 432mm
Width - 432mm
Height - 228mm

Advantages

- A cut off switch automatically disconnects the power supply when the lid is lifted, allowing you to check on-going work inside. The lock in lid support holds the lid open at a safe angle.
- Maximum Temperature - 926°C / 1700°F
- Two Year Warranty

Comes complete with Furniture Kit - KILN24;

- Maximum Width of Shelf - 382mm
- 4 x 25mm square shelf supports included
- 1lb of shelf primer also provided



KILN23



KILN24
13Amp Fusion 8 Furniture Kit
Available separately

Kilns

We worked closely with Paragon on the development of their new Quartz Tubes, which cover the elements in the kiln and thus protect your work from any loose residue.

The New Quartzfire Kilns are available in both 13Amp & 30Amp models. Both provide excellent value against similar competition.

Paragon 13Amp Quartzfire - KILN33

Suitable for both paint firing and fusing.

Elements / Power

- Quartz tube covered heating elements prevent any residue from spoiling work.
- Normal 13 Amp plug - 240V

Construction

- Steel case.
- Temperature sensor sheathed with high nickel steel to ensure long life.
- Heavy steel base (with rubber feet) supports the brick bottom, no extra stand is needed.
- Top lifting - supported by hydraulic arms.

Controller

- Sentry Xpress, 3 Key Digital Programmer includes two modes; single speed & eight segment ramp hold.
- Stores up to 4 program settings in ramp hold.
- Can skip any segment without reprogramming.

Size

- Weight - 84kg
- Exterior Size: Depth - 740mm
 Width - 610mm
 Height - 585mm (with lid closed)
- Interior Size: Depth - 445mm
 Width - 445mm
 Height - 406mm

Advantages

- Easy to load as the top lifts out of the way and glass work can be assembled inside the kiln without any difficulty.
- Heats from the top for even heat distribution throughout the kiln.
- Maximum Temperature - 926°C / 1700°F
- Two Year Warranty

Comes complete with Furniture Kit - KILN34;

- 430mm Square Shelf
- 4 x 25mm square shelf supports included
- 1lb of shelf primer also provided



KILN33

KILN34

13Amp Quartzfire Furniture Kit
Available separately

Kilns

We worked closely with Paragon on the development of their new Quartz Tubes, which cover the elements in the kiln and thus protect your work from any loose residue.

Paragon 30Amp Quartzfire - KILN43

Most suitable for fusing.

Elements / Power

- *Top firing Quartz tube covered heating elements prevent any residue from above spoiling work. Regular elements are embedded in the side walls.*
- *Needs a 30 Amp cooker style single phase supply - 240V / 7200 Watts.*

Construction

- *Black painted Steel case.*
- *Temperature sensor sheathed with high nickel steel to ensure long life.*
- *Heavy steel base supports the brick bottom, no extra stand is needed.*
- *Top lifting - supported by hydraulic arms.*

Controller

- *Sentry 2, 12 Key Digital Programmer.*
- *State of the art ramping & hold combinations available.*

Size

- *Weight - 225kg*
- *Exterior Size: Depth - 1070mm
 Width - 820mm
 Height - 700mm (with lid closed)*
- *Interior Size: Depth - 660mm
 Width - 660mm
 Height - 340mm*
- *Shelf Size: 600mm x 600mm*



KILN43

Advantages

- *Easy to load as the top lifts out of the way and glass work can be assembled inside the kiln without any difficulty.*
- *Heats from the top & sides to give excellent heat distribution throughout the kiln.*
- *Maximum Temperature - 926°C / 1700°F*
- *Two Year Warranty*

Comes complete with Furniture Kit - KILN44;

- *560mm Square Shelf*
- *4 x 25mm square shelf supports included*
- *1lb of shelf primer also provided*

KILN44
30Amp Quartzfire Furniture Kit
Available separately

Lamp Bases

Our lamp bases are made from cast zinc (white metal) or brass.

All bases are supplied wired and CE tested with a lampholder, harp, finial, and approximately 2 metres of cable fitted with an inline switch and 3 pin fused plug. Heights shown are measured to the bottom of the harp.

Round Wooden Fan Bases

Simple yet attractive. Available in a Mahogany finish.

A flat fan shaped piece of glass fits into the slot in front of the bulb holder.

We can supply the base as shown or drill an extra hole in the top for you to incorporate one of our cast brass fan figures.

(Please specify when ordering).

Black Fan Base BASE72

130mm Diameter
33mm High

Slot length 80mm
Slot width 6mm



Mahogany Fan Base BASE72

130mm Diameter
33mm High

Slot length 80mm
Slot width 6mm



Example Only.
BASE72 with FIG78

Cast Brass Fan Base Figures

Two designs, available in a variety of metalwork finishes.

These figures can be used on either of the round wooden fan bases.

Two Dancer Figures

Available in:

FIG83 - Brass

FIG62 - Antique

FIG66 - Chrome

155mm High
185mm Wide



Flapper Figures

Available in:

FIG78 - Brass

FIG46 - Antique

FIG93 - Chrome

175mm High
160mm Wide



Large Deco Figure

Solid Cast Brass

Available in:

BASE32 - Antique

BASE33 - Chrome

BASE34 - Polished Brass

BASE53 - Verdigris

BASE54 - Old Gold

685mm High
178mm Harp
(Total Height 863mm)
190mm Wide

Suitable for shade
diameter above
400mm.



Lamp Bases

Our lamp bases are made from cast zinc (white metal) or brass.

All bases are supplied wired and CE tested with a lampholder, harp, finial, and approximately 2 metres of cable fitted with an inline switch and 3 pin fused plug.

Heights shown are measured to the bottom of the harp.

Small Bases *(Total height is base height plus harp).*

Winchester BASE237

Antique Finish
170mm High
155mm Harp
(Total Height 325mm)
110mm Wide

Suitable for shade diameter of 160 - 220mm.



Square Deco BASE234

Antique Finish
180mm High
155mm Harp
(Total Height 335mm)
96mm Wide

Suitable for shade diameter of 170 - 220mm.



Square BASE93

Matt Nickel Finish
195mm High
140mm Harp
(Total Height 335mm)
125mm Wide

Suitable for shade diameter of 210 - 340mm.



Medium Bases *(Total height is base height plus harp).*

Salisbury BASE239

Solid Cast Brass
275mm High
140mm Harp
(Total Height 415mm)
160mm Wide

Suitable for shade diameter of 210 - 340mm.



Fleur De Lys BASE28

Antique Finish
280mm High
178mm Harp
(Total Height 458mm)
150mm Wide

Suitable for shade diameter of 240 - 460mm.



Hexagonal BASE236

Antique Finish
290mm High
195mm Harp
(Total Height 485mm)
150mm Wide

Suitable for shade diameter of 220 - 400mm.



Lamp Bases

Our lamp bases are made from cast zinc (white metal) or brass.

All bases are supplied wired and CE tested with a lampholder, harp, finial, and approximately 2 metres of cable fitted with an inline switch and 3 pin fused plug.

Heights shown are measured to the bottom of the harp.

Small Bases *(Total height is base height plus harp).*

Small Tiered BASE97

Chrome Finish
200mm High
140mm Harp
(Total Height 340mm)
140mm Wide

Suitable for shade diameter of 210 - 340mm.



Small Tiered BASE96

Antique Finish
200mm High
140mm Harp
(Total Height 340mm)
140mm Wide

Suitable for shade diameter of 210 - 340mm.



Canterbury BASE238

Antique Finish
200mm High
195mm Harp
(Total Height 395mm)
123mm Wide

Suitable for shade diameter of 200 - 300mm.



Medium Bases *(Total height is base height plus harp).*

Palmyra BASE38

Antique Finish
320mm High
178mm Harp
(Total Height 498mm)
180mm Wide

Suitable for shade diameter of 240 - 460mm.



Isabella BASE29

Antique Finish
340mm High
178mm Harp
(Total Height 518mm)
190mm Wide

Suitable for shade diameter of 240 - 460mm.



Star BASE42

Chrome Finish
430mm High
(Height to finial)
190mm Wide
2 x BC Wired

Suitable for shade diameter above 400mm.



Lamp Fittings

For a more extensive selection of parts & fittings please request our Component Parts Catalogue.

Brass Vase Caps

For soldering or bolting onto the top of lamps.
Can be left polished brass or antique finished with Black for Brass Patina.

Plain Vase Caps

Available in various sizes and metalwork finishes.
All with 10mm centre hole.



60mm Diameter

Available in:

Antique Paint - **VASE60A**
Polished Brass - **VASE60B**
Chrome - **VASE60C**
Matt Nickel - **VASE60M**



Cone Vase Cap 50mm Diameter

Available in:

Polished Brass - **VASEVB**
Chrome - **VASEVC**



88mm Diameter

Available in:

Antique Paint - **VASE88A**
Polished Brass - **VASE88B**
Chrome - **VASE88C**
Matt Nickel - **VASE88M**



Lampholder Cover 50mm Diameter

Available in:

Polished Brass - **VASEVSB**
Chrome - **VASEVSC**



113mm Diameter

Polished Brass - **VASE113**

137mm Diameter

Polished Brass - **VASE137**



Dome Vase Cap 140mm Diameter

Available in:

Polished Brass - **VASE140**

Harps



To hold a shade on a lamp base.

The harp fits onto the threaded tube under the bulb holder, the shade sits on top of the harp and is secured by a finial.

Height is to bottom of finial.

Antique Finish.
Available in two sizes:

140mm - **HARP23**
178mm - **HARP24**

Pendant Fittings



3 Bulb Fitting

CE Tested & wired with
1 Metre of Black Cable.

Available in:

Antique Paint - **BULB28**
Polished Brass - **BULB29**
Chrome - **BULB32**

Also Available with
E27 Lampholders



2 Bulb Fitting

CE Tested & wired with
1 Metre of Black Cable.

Available in:

Antique Paint - **BULB43**
Polished Brass - **BULB44**
Chrome - **BULB46**

Also Available with
E27 Lampholders

Acorn Finials



Available in Brass or Antique
with a 6mm or 10mm
threaded hole.

Brass / 6mm - **NS273**
Brass / 10mm - **NS263**
Antique / 6mm - **FIN39**
Antique / 10mm - **FIN23**

Lamp Fittings

For a more extensive selection of parts & fittings please request our Component Parts Catalogue.

Pendant Suspension

For hanging Tiffany shades.

The pendant suspension below can be bought as a complete product.

Wired & CE Tested with 500mm of chain.



Available in the following metalwork finishes:

Antique Paint - **SUSP36**

Chrome - **SUSP37**

Matt Nickel - **SUSP38**

Polished Brass - **SUSP42**

The items that make up these Suspensions can also be bought as separate items;

Ceiling Plate with Hook

Complete with crossbar for fitting.

Available in:

Antique Paint - **PIA**

Polished Brass - **PIB**

Chrome - **PIC**

Matt Nickel - **PIM**

Oval Link Chain

22mm Links. Sold Per Metre.

Available in:

Antique - **CH22**

Plated Brass - **CH23**

Chrome - **CH33**

Cable

3 Core 0.75 Cable. Per Metre.

Available in:

Black - **CAB33**

Gold - **CAB34**

Hoop Rings

35mm High with a 10mm Threaded Hole.

Available in:

Antique Paint - **HOOP23**

Raw Brass - **HOOP22**

10mm Threaded Tube

Available in:

75mm Length - **NS342**

1 Metre Length - **NS346**

Bulb Holders

BC without switch, 10mm entry.

Available in:

Antique - **BULB24**

Brass - **BULB23**

Chrome - **BULB26**

BC with switch, 10mm entry.

Available in:

Brass - **BULB72**

E27 Edison Screw.

Available in:

Black - **BULB64**

Spiders

Solder to the inside of shades.

For up-lighters on a pendant suspension or an alternative to a harp on table bases.



350mm Diameter.

Fits BC lamp holder.

160mm arms can be cut down to smaller size.

Brass.

Available in:

3 Arm - **SPID38**

4 Arm - **SPID32**

Nuts - NUT226

10mm. Steel. Hexagonal.

Washers - WASH42

10mm. Steel.

Lamp Fittings

For a more extensive selection of parts & fittings please request our Component Parts Catalogue.

Brass Pressings

Ideal for soldering onto bent panel shades, plain shades or mirrors to add decoration or cover any untidy joints. They can be given an antique finish with Black for Brass patina, but must be thoroughly cleaned and de-greased before to achieve a good finish.



Filler
PRESS23

203mm Long.



Lions Head
PRESS33

55mm High.
48mm Wide.
18mm Projection.



Corner
PRESS24

45mm Point to Corner.



Fleur De Lys
PRESS32

43mm High.
28mm Wide.



Rosette
PRESS26

38mm Diameter.



Long Leaf
PRESS29

175mm Long.
20mm Wide.



Ornamental Edge
PRESS27

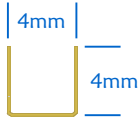
152mm Long.
32mm Wide.

Lamp Fittings

For a more extensive selection of parts & fittings please request our Component Parts Catalogue.

Brass Channel

Provides a strong alternative to Copper Foil & enables fast production.



U Section - 4mm

Suitable for 3mm & 4mm thick glass.

Sold as 2 Metres - CHAN23



Perforated - 3mm

Similar to the above channels but bends easier around bent glass panels.

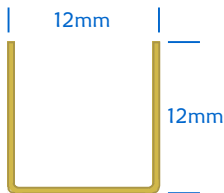
Sold as 915mm - CHAN38



C Section - 3mm

Excellent for bent panel lamps using opal glass.

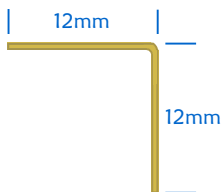
Sold as 795mm - CHAN42



Brass U Section - 12mm

20 Gauge Polished Brass.

Sold as 1.2 Metres - CHAN36



Brass Angle - 12mm

20 Gauge Polished Brass.

Sold as 1.2 Metres - ANG23

Brass Banding



Lexington Brass Band

50mm wide.

For Medium to Large lamps or mirrors.

Sold Per Metre - BAND37



Solid Brass Band

38mm wide.

Can be used as a collar on larger bent panel lamps or as a decorative border.

Sold Per Metre - BAND36



Perle Band

11mm diameter decorative ball strip, used to cover joints between panels.

Sold Per Metre - BAND22

Sandblasting

We have been “sandblasting” glass at Kansa for over 25 years, and using our hands on experience, have developed a single system that allows delicate and large scale work with the same equipment!

This system will allow you the same flexibility at a very reasonable cost.

Let us know what you want the system to do and we will give you advice to ensure that your purchase is safe to use and meets all your requirements.

Pressure Pot with Air Regulator & Water Trap - *SAND46*

Most sandblasters work on the ‘siphon system’ where the grit and pressurised air are fed through separate pipes to the gun. The size of the gun nozzle makes siphon systems unsuitable for line work or deep carving.

The ‘pressure pot’ is a self contained unit which enables the air and grit to be mixed in the pressure vessel before being emitted in a controlled and efficient manner through smaller nozzles.

The Air Regulator allows you to control the flow of air from Compressor to Pressure Pot.

Using low pressures for fine work and high pressures for deep carving.

Features

- **Self Sealing Top**

The abrasive is poured into the top opening of the pressure pot. When the unit is pressurised, the 50mm closure seals the pot, dropping automatically when the pot is depressurised, for easy refilling.

- **Nozzle Gun**

The nozzle end has squeeze handle control which turns off the flow of air and grit when released. An essential safety feature!

- **Choke Valve**

Controls the abrasive flow. damp conditions, the valve can be closed slightly to increase the air pressure.

- **Set and Forget Mixing**

The 12mm mixing valve controls the amount of abrasive passing through the pressure pot. If more abrasive is required, the valve is opened slightly. Once the mixing valve is set, it doesn't normally need adjusting. A clog free nylon strainer is inside the pot.

Size

- **Weight** - 27.5kg
- **Pot Size:** Diameter - 255mm
Height - 890mm (fitted with wheels)

Capacity

- *The pressure pot takes 35kg of abrasive which gives up to one hour of continual blasting before refilling is needed.*

Advantages

- *The grit and air are mixed in the pressure pot and one feed pipe carries the pressurised grit to the nozzle - usually 2.5mm.*
- *A small compressor of over 300 litres per minute is required. A very low pressure can obtain a fine shading or acid-etched effect pressure can be increased to deep carve 6mm glass.*

Includes 1 Tungsten Carbide nozzle, 2.75m of hose and a sandblasting hood.



SAND46

Sandblaster Demonstrations

Our workshop sandblaster is available for demonstration to potential customers. Please telephone in advance so we can ensure the machine is ready with a member of staff to assist.

We can also sandblast customer's own work. Please enquire for details.

Sandblasting

Cabinets

We supply two different sandblasting cabinets Complete with protective top viewing screens and twin integral hand gloves for operator control and safety.

Both come adapted for use with our Pressure Pot, Compressor and Dust Extractor.

Pressure Pot, Compressor and Dust Extractor are required for either cabinet in order to operate.

Bench Top Cabinet SAND29

- Top opening
- Overall Size:
Height - 490mm
Width - 580mm
Depth - 480mm
- Weight: 17kg
- 12V internal light



Larger Cabinet with Stand SAND44

- Side opening
- Cabinet work area:
Height - 560mm
Width - 840mm
Depth - 570mm
- Overall Size:
Height - 1338mm
Width - 932mm
Depth - 590mm
- Weight: 56kg
- 12V internal light

Compressor SAND26

This 3 horsepower, 13 amp compressor with a 50 litre receiver and "soft start" motor stores the compressed air so the compressor doesn't have to run permanently.

- 10 bar maximum operating pressure
- 13cfm air displacement
- Size:
Length - 1010mm, Height - 730mm, Width - 360mm
- Weight: 63kg
- Wheel mounted
- Complete with all fittings



Dust Extractor SAND32

Large capacity dust extractor suitable for workshop use.

- 1Kw motor
- 2 metres of hose with easy fit cuff
- Size: Height - 770mm
Diameter - 360mm
- Weight: 13.5kg
- Capacity: 50 Litres
- Air Flow: 53 Litres / second
- Wheel Kit included



Accessories

Abrasive Grit SAND28

*Aluminium oxide grit 80-120 grade.
Sold as 25kg bag.*

Pressure Pot Nozzles NOZ64

*2.5mm - Tungsten Carbide.
Essential for long life when working with aluminium oxide grit.*

Sandblast Resist SAND42

Excellent quality white vinyl, 610mm wide with 3mm blasting depth. Manufactured by "Edco" our copper foil supplier. Sold per metre or 16.5 metre roll.


A range of spare parts are kept in stock.

Established for Over 40 Years

Why not visit our large showrooms displaying our extensive range of glass colours, fusing & stained glass materials and lighting products.



Lighting Showroom



Fusing Showroom

We are based in a historic former Flour Mill built in 1842, situated in a rural setting by the side of a canal.

Throughout the building there is an excellent selection of finished glass pieces to view and also the opportunity to see working kilns, a sandblast system and other glass work tools.



Elsecar Heritage Centre



Elsecar Church



Elsecar Park

You can find us on Wath Road, directly opposite Elsecar church, or just down the road from the Elsecar Heritage Centre and Elsecar Park.

Just put S74 8HW in your sat nav.

The Heritage Centre also has a selection of craft and antique shops, a café and other small local businesses.

KANSA

Established for 43 Years



The Flour Mill, Wath Road, Elsecar, Barnsley, South Yorkshire, S74 8HW

Open 9am to 5pm, Monday to Friday (except Bank Holidays) and 10am to 2pm the first Saturday of every month. Please note we are closed ALL Saturdays throughout August.

Telephone: 01226 747424 / Fax: 01226 743712

Email: stainedglass@kansacraft.co.uk / Website: www.kansacraft.co.uk



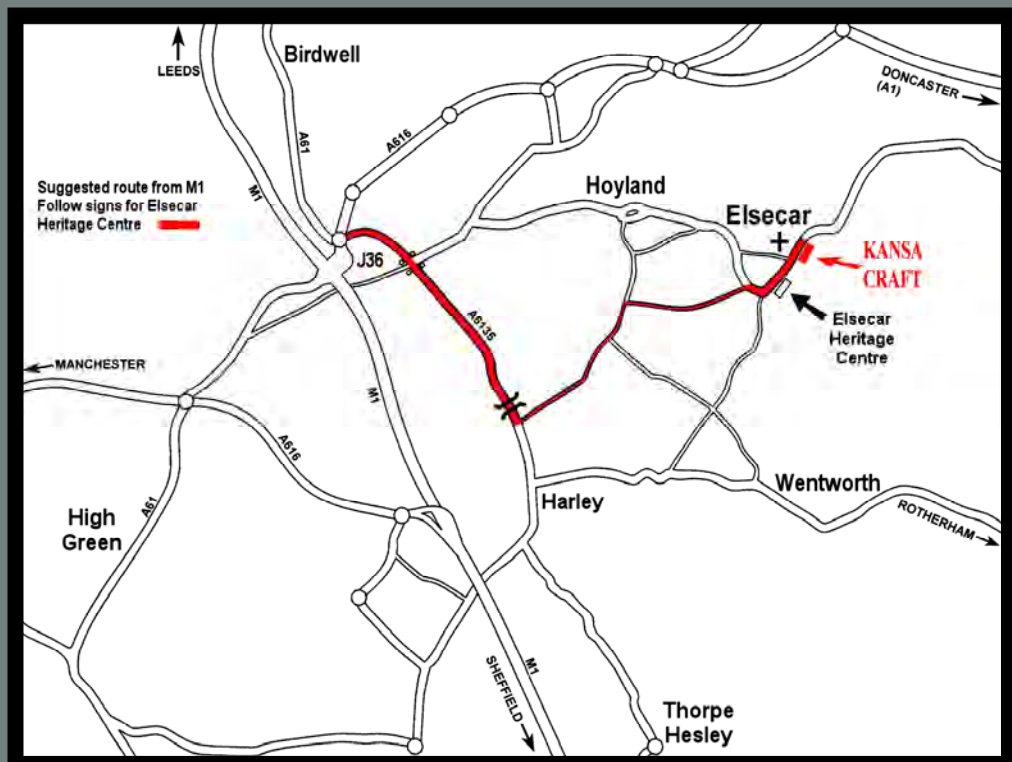
Like us on



Follow us on Twitter



Find us on



FROM JUNCTION 36 ON THE M1 FOLLOW THE BROWN SIGNS TO ELSECAR HERITAGE CENTRE.

DRIVE PAST THE CENTRE AND ELSECAR CHURCH WILL BE ON YOUR LEFT HAND SIDE,

WE ARE ON THE RIGHT HAND SIDE DIRECTLY OPPOSITE THE CHURCH.